

FABRIC RUBBER CONVEYOR BELTS

Lorbrand conveyor belts are quality products with an extremely high degree of reliability, and is the qualified manufacturer of different types of conveyor belts meeting all the requirements in most industrial activities.

Conveyor Belt Construction

Top Cover

Designed to protect the carcass from service conditions like oil, heat, abrasion, etc.

Skim Coat


Compounded for excellent adhesion between plies for protecting against ply separation.

Carcass

Extremely low stretch characteristics of fabric and good troughability.

Bottom Cover

Excellent in abrasion and flexibility, provides wearing surface against pulleys and idlers.



COVER RUBBER THICKNESS

Condition		Moderately Abrasive	Abrasive	Very Abrasive	Extremely Abrasive
Material Carried		Fine Coal, Grain, Wood Chips, Ash, Cement, etc.	Sand, Coal, Clay, Salt, etc.	Limestone, Crushed Stone, Coke, etc.	Ores, Slag, Cullet, etc.
Lump Size					
Belt Cycle (Second)	inch	0 ~ 2" (0~50mm)	2" ~ 6" (50~150mm)	6" ~ 10" (150~250mm)	8"~ 12" (200~300mm)
0~20	inch	1/16 ~ 1/8 (1.5~3.0mm)	1/8 ~ 3/16 (3.0~5.0mm)	3/16 ~ 1/4 (5.0~6.0mm)	1/4 ~ 5/16 (6.0~8.0mm)
20~60	inch	1/16 ~ 3/32 (1.5~2.5mm)	1/8 ~ 3/16 (3.0~5.0mm)	3/16 ~ 1/4 (5.0~6.0mm)	1/4 ~ 5/16 (6.0~8.0mm)
60~300	inch	1/16 ~ 1/32 (1.5~0.8mm)	1/16 ~ 3/32 (1.5~2.5mm)	1/8 ~ 3/16 (3.0~5.0mm)	3/16 ~ 1/4 (5.0~6.0mm)

ABRASION RESISTANT

Cover Grade	Tensile Strength Min.(Mpa)	Elongation Min.(%)	Abrasion Loss Max.(mm³)
DIN - X	25	450	120
DIN - W	18	400	90
AS - A	17	400	70

* Note: Abrasion test is based on DIN 53516

General Conveyor Belt

This Construction, utilizing all nylon, offers maximum impact and damage resistance from material and suitable for transporting a variety of materials(ore, crushed stones, grain, sand, etc.). Several types of carcass using NN/EP fabrics with various thickness are available according to the load conditions.



NYLON FABRIC (NN) CONVEYOR BELT

Special Features

- Exceptionally shock & impact resistance to the carrying surface.
- Superior in fastener holding ability.
- Excellent troughability and flexibility
- Smaller pulley available.
- Greatest resistance to water and mildew.

Grade		NN100	NN120	NN150	NN200	NN250	NN300	NN350	NN400	NN500
Min. Tensile Strength	kg/cm-ply	100	120	150	200	250	300	350	400	500
	lb/in-ply	560	672	840	1,120	1,400	1,680	1,960	2,240	2,800
Working Tension Rating (Vulcanized)	kg/cm-ply	8.4	10.0	12.5	16.7	20.8	25.0	29.2	33.3	41.7
	lb/in-ply	46.7	56.0	70.0	93.3	116.7	140.0	163.3	186.7	233.3
Approx. Gauge per Ply with skim coat.	mm	0.9	1.2	1.3	1.5	1.6	1.8	2.0	2.2	2.7
	inch	0.035	0.047	0.051	0.059	0.063	0.071	0.079	0.087	0.106

POLYESTER FABRIC (EP) CONVEYOR BELT

The combination of polyester in warp and nylon in filling provides technically low-stretch and high impact abuse resistance.

Special Features

- High resistance to tension.
- Low elongation.
- Outstanding stability dimensionally.
- Impact resistance.
- Complete moisture & mildew protection.

Grade		EP100	EP125	EP150	EP200	EP250	EP300	EP350	EP400	EP500
Min. Tensile Strength	kg/cm-ply	100	125	150	200	250	300	350	400	500
	lb/in-ply	560	700	850	1,120	1,400	1,680	2,000	2,240	2,800
Working Tension Rating (Vulcanized)	kg/cm-ply	10.0	12.5	15.0	20.0	25.0	30.0	35.0	40.0	50.0
	lb/in-ply	56.0	70.0	84.0	112.0	140.0	168.0	200.0	224.0	280.0
Approx. Gauge per Ply with skim coat.	mm	0.9	1.2	1.4	1.5	1.9	2.0	2.1	2.4	3.2
	inch	0.035	0.047	0.055	0.059	0.075	0.079	0.083	0.094	0.126

- Carcass Grade (EP & NN)

Grade	160	200	250	315	400	500	630	800	1000	1250	1600	2000
2ply	160/2	200/2	250/2	315/2	400/2							
3ply			250/3	315/3	400/3	500/3	630/3	800/3	1000/3	1250/3		
4ply					400/4	500/4	630/4	800/4	1000/4	1250/4	1600/4	
5ply						500/5	630/5	800/5	1000/5	1250/5	1600/5	2000/5
6ply							630/6	800/6	1000/6	1250/6	1600/6	2000/6

Flame Resistant Conveyor Belt

Lorbrand Flame resistant conveyor belt is designed for the best service conditions of coal mining industries. It is suitable for mining, power plant, electric utilities, coal cleaning plants. The different rubber compounds are available in accordance with its requirement.



FR-MOR

Grade is fire resistance with medium oil resistance and accepted by USMSHA(Mine Safety and Health Administration). It is recommended for the typical applications like oil treated coal and grain industries requiring fire & oil resistance, and static conductivity with lower electric resistance than 1MΩ.

FR-SBR

Grade is SBR fire resistant cover rubber meeting USMSHA (Mine Safety and Health Administration). It provides highly resistance to wear and cold resistance.

FR-GR

Grade is specially compounded SBR cover rubber for the under-ground operation requiring fire resistance, static conductivity. The important characteristic is self extinguishable cover rubber.

- Flame Resistant

Cover Rubber Grade: USMSHA, SABS, DIN, AS, etc.


Type	Application Grade	Cover Rubber		
		Min. Tensile Strength		Min. Elongation (%)
		kg/cm ²	psi	
FR-MOR	MSHA/MOR(USA)	150	2100	400
FR-SBR	MSHA/SBR(USA)	140	2000	400
FR-GR	ISO, DIN, JIS, KS	140	2000	400

Certified USA • FR-MOR(MSHA/MOR/SC) USMSHA No. 28-85/6
• FR-SBR(MSHA/SBR) USMSHA No. 28-85/5
RUSSIA • FR-MOR POCC KR BO1408
• FR-SBR POCC KR BO1324



Heat Resistant Conveyor Belt

The performance-proved Lorbrand Belt : Heat resistant belt meets hot service application like hot sintered ore, hot pellet, hot clinker, hot chemical, fertilizer, hot cement, etc



SPECIAL FEATURES

- Excellent heat resistant and abrasion resistant cover rubber compound.
- Recommended to protect belt from surface cracking and hardening by heat.
- Specially heat-treated and dipped fabric to minimize carcass shrinkage by heat aging.
- Heat Resistant Belt Line-Up


Temperature	Type	Compound of Cover Rubber	Temperature Range of Use				Application
			Belt Surface Temp		Average Material Temp		
			Max.°F	Max.°C	Max.°F	Max.°C	
Medium Temperature	HT-400 (HR-100)	SBR	210°F	100°C	Lump 300°F Fines 250°F	Lump 150°C Fines 120°C	For low temperature with abrasive material. (coke, sintered products, etc.)
High Temperature	ECO-HT	EPM/SBR	270°F (300°F)	130°C (150°C)	Lump 550(650)°F Fines 300(400)°F	Lump 300(350)°C Fines 150(200)°C	For higher temperature use with lower temperature condition on bottom cover than HT-710 Top cover: EPM, Bottom cover: SBR - Economical version of HT-710 (dried clay, cement clinker, etc.)
High Temperature	HT-710 (HR-150)	EPM	Max. 300°F	150°C	Lump 650°F Fines 100°F	Lump 350°C Fines 200°C	For higher temperature use. (dried clay, cement clinker, etc.)
Extremely High Temperature	SUPER-HT (HR-200)	EPM	Max. 400°F	200°C	Lump 750°F Fines 480°F	Lump 400°C Fines 250°C	For extremely high temperature application. (sintered ore, cement clinker, chemicals, etc.)

HT-710 & SUPER-HT Exwill conveyor belt are the best selection for wide ranges of high temperature application.

Heat resistant conveyor belts are most suitable for heat resistant applications where the temperature of material to be carried is over 60°C(140°F).

Kinds of Materials and Belt Surface Temperatures


Materials Carried	Lump Size	Temperature of Material Carried	Belt Surface Temperature
Sintered Ore	25~200 mm(1~8 inch)	200~400°C(390~750°F)	130~150°C(270~300°F)
Return of Sintered Ore	10 mm(0.4 inch) downward	260°C(480°F)	150~190°C(300~370°F)
Coke	100~200 mm(4~8 inch)	70~100°C(160~210°F)	50~60°C(120~140°F)
Raw Material	30 mm(1.2 inch) downward	180~220°C(360~410°F)	100~120°C(210~250°F)
Clinker	10~30mm(0.4~1.2 inch)	100~220°C(210~410°F)	100~110°C(210~230°F)
Cement	Powder	100~125°C(210~250°F)	80~90°C(170~190°F)
Metal Powder	-	170°C(340°F)	120~130°C(250~270°F)
Molding Sand	-	200~250°C(390~480°F)	80~90°C(170~190°F)



HEAT RESISTANT CONVEYOR BELT (CTND)

USER OF ATTENTION

The temperature of material being transported and the belt's surface temperature vary according to the material and shape. For instance, when materials have a temperature of 150°C(300°F) (such as coke or sintered ore) and have a relatively small contact area, Lorbrand conveyor belt's surface temperature could remain at 60~80°C(140~180°F). In contrast, when powdered material like cement is being conveyed, the material temperature and the belt surface temperature do not differ so greatly. The lifetime of heat resistant belt is largely affected by the belt's surface temperature during operation.



CHARACTERISTICS INDISPENSABLY REQUIRED FOR HEAT RESISTANT LORBRAND CONVEYOR BELT ARE AS FOLLOWS:

- Rubber cover and carcass should not deteriorate due to heat.
- Rubber cover and carcass should maintain excellent properties, even at high temperatures and good adhesion to form one unit, even when they are exposed to high temperatures.

The surface temperature of heat resistant Lorbrand conveyor belt varies with the material type, belt speed, loading rate and size depending on circumstance condition. In order to select the proper heat resistant Lorbrand conveyor belt, it is necessary to consider not only the material temperature to be conveyed but also the surface temperature of Lorbrand conveyor belt.

RESTRICTIONS ON THE USE OF HEAT-RESISTANT BELT

• SBR Heat-resistant belt

Do not use SBR heat resistant belt when :

- Powdered material is over 70°C(160°F)
- Strong acid or alkaline is used
- Oil products and oil-stained substances are used.
- The operation site or the materials require flame-resistant belts.

• EPR(EPM) Heat-resistant belt

Do not use EPR(EPM) heat-resistant belts when :

- Powdered material is over 180°C(350°F)
- Oil products and oil-stain other than vegetable oil are present.
- The location of the materials requires flame-resistant belts.

• Selection of Heat-Resistant Grade

Materials Carried	Temperature of Materials Carried	Belt Surface Temperature	Heat Resistant Conveyor Belt Grade
Sintered Ore	200°C downward	50~100°C	HT-400
	200°C upward	100°C downward (Lump Condition)	HT-400
		100~130°C	HT-550 (Lump Condition)
		130~180°C	HT-710, HT-850
Return of Sintered Ore	150°C downward	50~80°C	HT-400
	150°C upward	80°C downward (Lump Condition)	HT-400
		80~130°C	HT-550
		130~180°C	HT-710, HT-850
Spherical Ore	120°C upward	80°C downward	HT-400
	120°C downward	80°C upward	HT-550
Pellet	150°C downward 200°C downward	100°C downward	HT-400 (Lump Condition)
Coke	60~400°C	100°C downward	HT-400
Cement	120°C downward	50~80°C	HT-400 (Lump Condition)
	120°C upward		HT-550
		80~130°C	HT-710
		130~180°C	HT-710, HT-850
Dried Lime Dried Clay	120~150°C	100°C upward	HT-400 (Lump Condition)
	200°C downward		HT-550 (Lump Condition)
		50~100°C	HT-400
		100~130°C	HT-550
Cement Steel Mill Chemical Fertilizers	500°C upward	130~180°C	HT-710, HT-850
	80°C downward	50~70°C	HT-400
	80°C upward	70~120°C	HT-550
		120~180°C	HT-710, HT-850
Molding	120°C downward	50~100°C	HT-400
	120°C upward		HT-550
		100~120°C	HT-710
		120~180°C	HT-710, HT-850

Oil/Heat & Oil Resistant Conveyor Belt

The cover rubber is especially compounded for the applications requiring resistance to oils. It has outstanding abrasion, ozone and weather resistance. This Lorbrand conveyor belt is recommended for the conveyor lines causing swelling and sponginess by oils.



OR-100

Grade is to resist Moderate Oil Resistant operations like wood chips, linseed, cottonseed and whole soybeans where static conductivity is needed.

OR-300

Grade has excellent resistance to the toughest oil application such as oil-treated coal, petroleum based oils.

OR-200

Grade has superior oil resistance to various kinds of animal and vegetable oil with severe cold temperature up to -45°C (50°F)

HTN/HOT

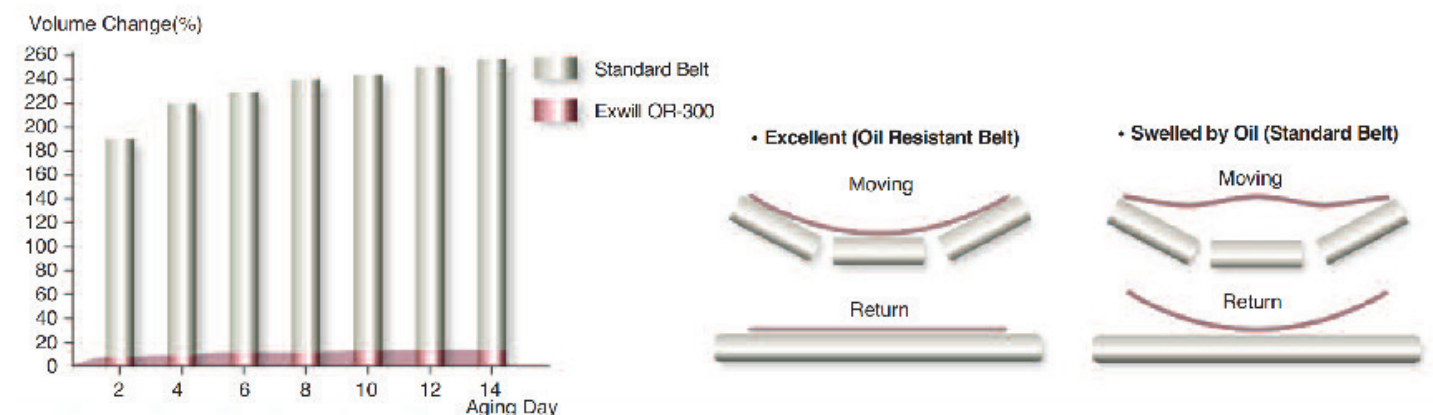
Grade is recommended for conveying hot asphalt with material temperature up to max. 175°C(350°F, in normal condition) where both oil & heat resistance are required.

• Cover Rubber Grade

Type	Min. Tensile Strength		Min. Elongation	Volume Change(%)	Use
	kg/cm ²	psi	(%)	ASTM #3 Oil	
OR-100	100	1400	Min. 350	Max. 150	Wood chip, linseed, cottonseed, kernel corn, and whole soybeans, static conductivity, and moderate oil resistance.
OR-200	120	1700	Min. 350	Max. 90	Oil-treated materials and for carrying oily metal turnings and shavings, crushed soybeans, animal or vegetable fats.
OR-300	120	1700	Min. 400	Max. 20	Oily metal parts, crushed soybeans, automatic hydrocarbons such as benzol, toluene and petroleum based oils.
HTN/HOT	120	1700	Min. 400	Max. 60	Hot asphalt and other oil& heat resistant applications.

* Oil resistance (volume change) and immersion condition: 70°C × 96 Hrs

• Volume Change Ratio



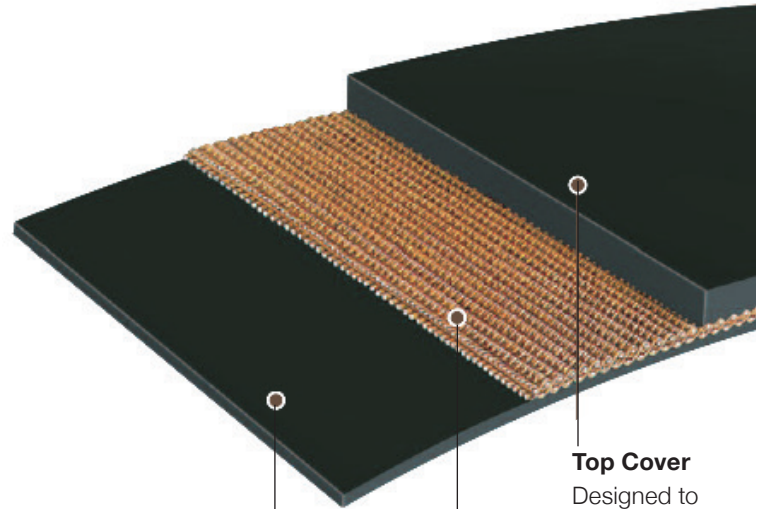
Single-Ply Conveyor Belt

Lorbrand Single-Ply conveyor belt is developed in order to withstand the toughest use conveying large quantity of material. Reduced ply type of Single-Ply belts have excellent resistance to flexural fatigue, shocks and impacts with outstanding troughability.



SPECIAL FEATURES

- Single-Ply construction increases the resistance to fatigue and impacts.
- Troughability is much better than normal fabric.
- Low stretch requires less take-up travel.
- The single or two ply construction makes easy splicing.
- Single-Ply with binder warp system is dimensionally stable.
- The elongation is approximately 0% at 10% load.
- So, this belt can be used for long distance conveyor line.
- Available with various cover grades and gauges.



Top Cover
Designed to meet particular services

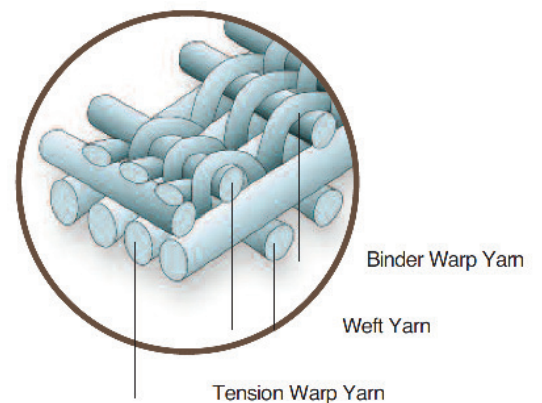
Carcass
Straight warp fabric for high tensile strength

Bottom Cover
Provides wearing surface against pulleys & idlers

Single-Ply Fabric Grade

Grade	Tensile Strength (kg/cm-ply)	Working Tension Rating (kg/cm-ply)	10% Stretch (%)	Approx. Carcass Thickness (mm)
SP 400	Min. 400	40	Max. 1.0	2.0 ~ 2.3
SP 500	Min. 500	50	Max. 1.0	2.3 ~ 2.4
SP 630	Min. 630	63	Max. 1.0	2.5 ~ 2.8
SP 800	Min. 800	80	Max. 1.0	2.9 ~ 3.0
SP 1000	Min. 1000	100	Max. 1.0	3.5 ~ 3.8
SP 1250	Min. 1250	125	Max. 1.0	4.0 ~ 4.1
SP 1400	Min. 1400	140	Max. 1.0	4.1 ~ 4.2
SP 1600	Min. 1600	160	Max. 1.0	5.0 ~ 5.1
SP 1800	Min. 1800	180	Max. 1.0	5.3 ~ 5.4
SP 2000	Min. 2000	200	Max. 1.0	5.7

Structure of Fabric



Technical Data

Grade			SP-400	SP-500	SP-630	SP-800	SP-1000	SP-1250	SP-1400
Allowable Working Tension	No. of Piles		1	1	1	1	1	1	1
	Vulcanized	kg/cm	40	50	63	80	100	125	140
		lb/inch	225	280	350	445	560	700	780
	Fastened	kg/cm	36	45	56	72	90	112	126
		lb/inch	200	250	310	400	500	620	700
	Min. Width for Troughing Empty 35° Idlers.			20"	20"	24"	24"	30"	30"
Min. Pulley Diameter	Head & Drive		14"	16"	16"	18"	20"	22"	24"
	Tail & Take up		12"	13"	13"	14"	16"	18"	20"
	Bend & Snubs		10"	12"	12"	14"	14"	16"	18"

Quarry Supreme Conveyor Belt

Developed to solve today's General conveyor belt problem with transporting quarry. No more problem with Lorbrand conveyor belt, especially the primary conveyor line.

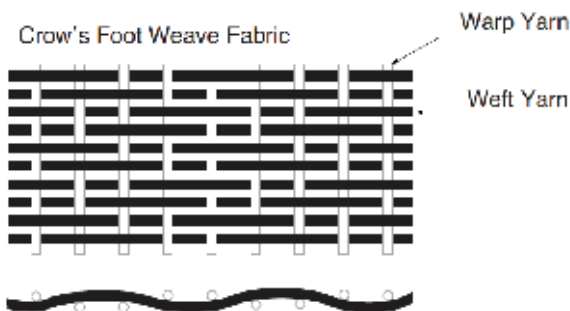


CROW'S FOOT WEAVE FABRIC

The specially designed Crow's Foot Weave fabric used "Quarry Supreme" belt has extremely highest tear strength up to 5 times compared with a plain woven standard fabric. Fastener holding ability is very excellent up to more than 90 percent efficiency.

• CFW Fabric Grade & Cover Rubber

Specification	CFW250x2P	CFW250x3P	CFW315x2P	CFW315x3P	CFW315x4P	CFW350x3P	CFW350x4P
No. of Piles	2	3	2	3	4	3	4
Working Tension (kg/cm)	50	75	63	95	126	105	140
Rating (lb/inch)	280	420	350	530	700	580	780
Thickness	3/16"~ 1/4"	1/4"~ 5/16"	1/4"~ 5/16"	1/4"~ 5/16"	5/16"~ 3/8"	5/16"~ 3/8"	5/6"~ 1/2"



EXTRA CUT RESISTANCE COVER RUBBER

This cover rubber grade is made especially for operation requiring extreme resistance to cutting & gouging for sharp, jagged and abrasive materials

Pipe Conveyor Belt

Lorbrand pipe conveyor belt is designed to be suitable for the resistance to flex fatigue and abrasion by materials to be carried with superior ply adhesion.



SPECIAL FEATURES

- Closed transportation in order to prevent materials from overflowing, drop-down, scattering and mixing with foreign materials from outside.
- This Lorbrand pipe conveyor belt is economical for curve (45°~90°) and incline (up to 30°) transportation due to easy design of conveyor line and limited space.

SPECIAL FEATURES OF EACH GRADE

Pipe Diameter (mm, ø)	Cross Section Area (75%)	Belt Speed (m/min)	Capacity (m³/hr)	Material Size (mm)	Comparison with Standard C/Belt (mm)
150	0.013	120	95	30~50	300~500
200	0.023	130	180	50~70	500~600
250	0.041	140	344	70~90	600~750
300	0.049	145	441	90~100	750~900
350	0.066	175	693	100~120	900~1,050
400	0.108	200	1,296	120~150	1,050~1,200
500	0.155	225	2,093	150~200	1,200~1,500
600	0.216	250	3,240	200~250	1,500~1,800
700	0.290	275	4,620	250~300	1,800~2,000
850	0.404	300	7,272	300~400	2,000~2,200

Incline (Chevron Cleated) Conveyor Belt

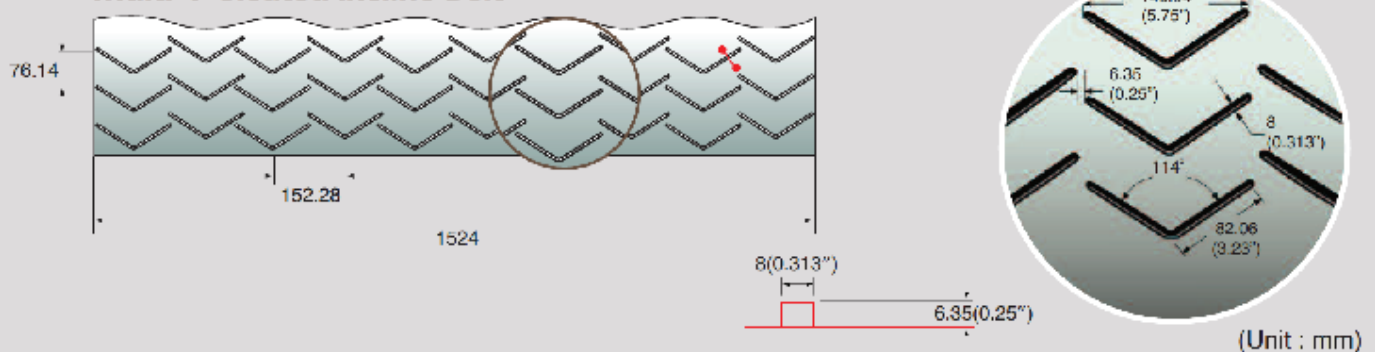
Lorbrand Incline (Chevron-Cleated) conveyor belt is used to carry sand, fine coal and grain materials by using steep inclines. Chevron Cleats increase the quantity of granular materials in Fabric incline applications.



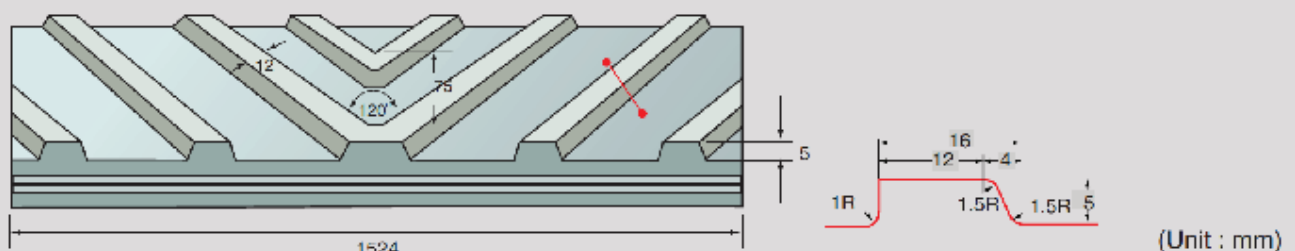
SPECIAL FEATURES

- High quality fabric with low stretch.
- Cleat angle and pitch are designed for smooth travel over return idlers.
- Higher angle of 17~30 degree of incline.
- Wear resistant and oil resistant black rubber quality is available.

Multi-V Cleated Incline Belt



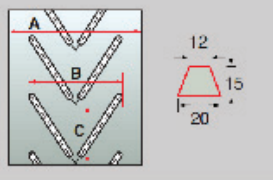
V Cleated Incline Belt



STEEP INCLINE BELT

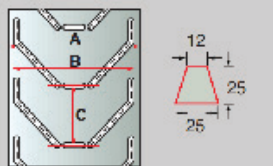
(Unit : mm)

A Belt width	B Pattern width	C Pitch
500	385	250
600	385	250
650	385	250
750	600	370
900	600	370
1,000	600	370



(Unit : mm)

A Belt width	B Pattern width	C Pitch
600	550	250
650	550	250
750	550	250
800	550	250
900	750	330
1,000	750	330
1,050	750	330
1,200	750	330



Sidewall Conveyor Belt

This Lorbrand belt is designed with two corrugated sidewalls molded to crossrigid basebelt. It is developed in order to meet larger capacities with more steep inclined line.




SPECIAL FEATURES

- Increase the transporting capacity to 4 times compared to standard conveyor belt.
- Save installation space due to the possibility of increasing the angle of inclination up to 90°
- Protect the material from friction by solid cleats mounted on the belt.

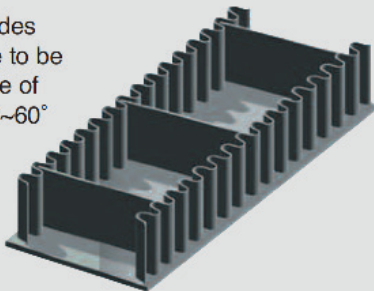
Type I

This type of sidewall belt has no fin and normally used for the inclination within 0~16°



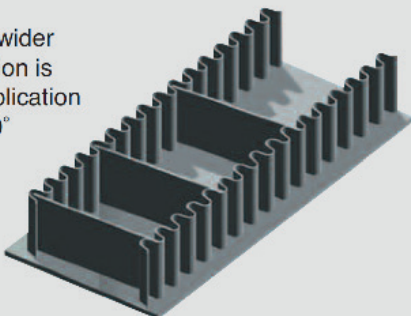
Type II

The cross-fin provides better performance to be used to high degree of inclination up to 15~60°



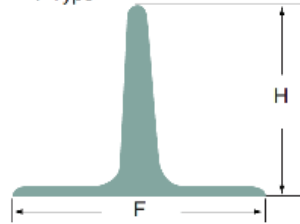
Type III

The cross-fin with wider basebelt construction is suitable for the application up to more than 60°

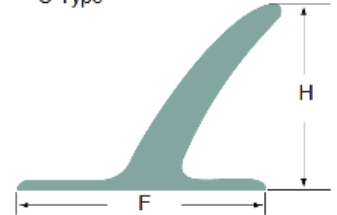


FIN TYPE

• T-Type




• C-Type

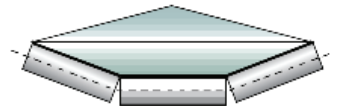


COMPARISON OF CROSS SECTION AREA

Cross Rigid Basebelt



Standard Exwill Conveyor Belt



VARIOUS INSTALLATION

• I-Type



• L-Type



• S-Type



• RL-Type



CROSS RIGID BASEBELT

In order to give maximum stability in the transverse direction, this basebelt is reinforced with specially designed filament fabrics which provides better return side support, no wear and tear of cleats and cover rubber is available with various compounds like abrasion oil, heat, flame resistance.

Special Lorbrand Conveyor Belts

Various kinds of fabric carcass and wide ranges of rubber material make it possible to select the best Lorbrand conveyor belt for the intended application.



HEAT & FLAME RESISTANT CONVEYOR BELT

Heat & Flame resistant conveyor is developed to meet our customer's various demands.

HEAT & ABRASION RESISTANT CONVEYOR BELT

To extend heat resistant conveyor's life period, we developed Heat & Abrasion Resistant compound.

FLAME & ABRASION RESISTANT CONVEYOR BELT

Flame & abrasion resistant conveyor belt enables us to approach wide range of conveyor market.

COLD RESISTANT [ESKIMO] CONVEYOR BELT

Brand Eskimo - Cold resistant conveyor belt has not only strong life period, but also efficient operating even in the low temperature environment. The lowest temperature can be -50C (-58F).

CAKELESS CONVEYOR BELT

Cakeless conveyor belt is specially designed for the efficient materials conveying and green environment. The special coating surface of the belt enables the conveyor belt to eliminate easily unnecessary materials after its operating.

AIR SUPPORTED CONVEYOR BELT

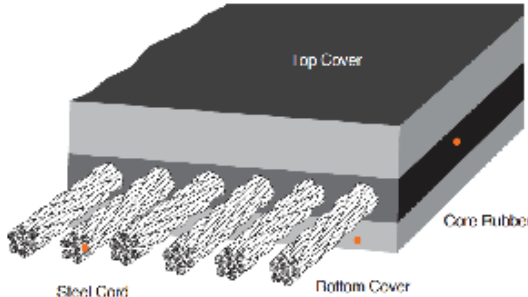
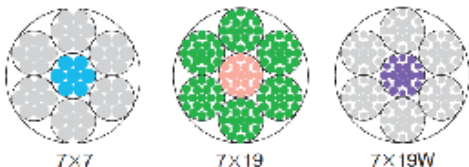
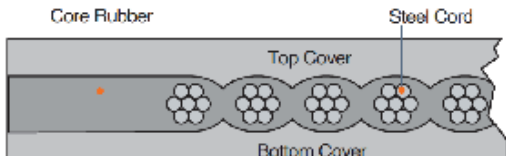

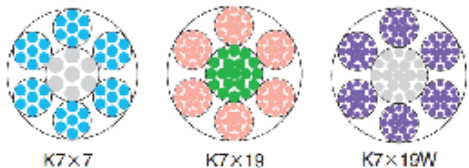
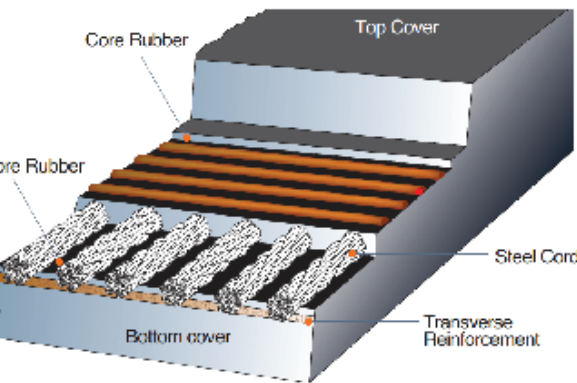
Air supported conveyor belt is specially designed to drive without roller. It's driven by air pressure on the sliding bed.



STEEL CORD RUBBER CONVEYOR BELT

Lorbrand Steel Cord Rubber Conveyor Belt can be widely used in the coal industry, mines, ports, power plants and chemical industry for conveying materials.

Structure Of Conveyor Belt

GENERAL CONSTRUCTION TYPE	STRUCTURE	FEATURE
 <p>Top Cover</p> <p>Core Rubber</p> <p>Steel Cord</p> <p>Bottom Cover</p> <p>Sketch of General Construction Type</p>  <p>7x7 7x19 7x19W</p>	<p>Belt reinforcement consists of galvanized steel cord and core rubber which possesses superior adhesive property. Belt body comprises the reinforcement covered with top and bottom layer of rubber. Steel cord is composed of a left and right twisting wire, arranged evenly and longitudinally in the belt.</p>  <p>Core Rubber</p> <p>Top Cover</p> <p>Steel Cord</p> <p>Bottom Cover</p>	<p>With large tensile strength, long service life, small elongation, excellent troughability and superior flexing resistance, the belt is suitable for conveying materials over long distances with large loads and at high speeds.</p>
NEW CONSTRUCTION TYPE	FEATURE	
<p>Steel cord penetrated with core rubber</p>  <p>Sketch of New Construction Type</p>  <p>K7x7 K7x19 K7x19W</p>	<p>Each strand of steel wire has enough room for the core rubber to penetrate. This strengthens greatly the bonding strength between the rubber and steel cord.</p> <p>Since the anticorrosive resistance to steel cord is good, the mutual shearing of strands and twisting of strand wire can be relaxed. The service life of belt can be prolonged, because dynamic fatigue resistance is excellent.</p>	
TRANSVERSE REINFORCEMENT	STRUCTURE	FEATURE
 <p>Core Rubber</p> <p>Top Cover</p> <p>Core Rubber</p> <p>Steel Cord</p> <p>Transverse Reinforcement</p> <p>Bottom cover</p>	<p>On both side or one side, the transverse reinforcement (steel cord, steel wire cord, fiber cord or textile fabric) is laid out.</p>	<p>Good impact resistance and excellent property for reducing tear by external force increase belt life, rip resistance, cord protection.</p>

Performance Of Conveyor Belts

SPECIFICATIONS

Belt type		ST 500	ST 630	ST 800	ST 1000	ST 1250	ST 1400	ST 1600	ST 1800	ST 2000	ST 2250	ST 2500	ST 2800	ST 3150	ST 3500	ST 4000	ST 4500	ST 5000
Tensile Strength(N/mm)		500	630	800	1000	1250	1400	1600	1800	2000	2250	2500	2800	3150	2500	4000	4500	5000
Max Dia. of Cord(mm)		2.8	3.0	3.5	4.0	4.5	4.5	5.0	5.0	6.0	6.3	7.2	7.6	8.1	8.6	9.2	10.1	10.6
Min. Breaking Strength of Cord(KN/Cord)		5.6	7.0	8.9	13.2	16.5	18.5	21.1	23.7	26.4	29.6	41.7	46.7	52.5	58.4	66.7	80.4	89.3
Weight of Cord(g/m)		30.7	34.7	47.8	64.0	79.8	79.8	97.3	97.3	137.0	155.0	196.0	222.0	253.0	280.0	316.0	385.0	414.0
Pitch(mm)		10.0	10.0	10.0	12.0	12.0	12.0	12.0	12.0	12.0	12.0	15.0	15.0	15.0	15.0	15.0	16.0	16.0
Max. Working Strength of Belt(N/mm)		72	90	115	145	180	200	230	260	290	320	360	400	450	500	580	640	720
Min. Thickness of Cover(mm)		4.0	4.0	4.0	4.0	4.0	4.0	4.0	4.0	5.0	5.0	5.0	5.5	5.5	6.0	7.5	7.0	7.5
Min. Pulley Diameter (mm)	Head&Drive	600	600	650	750	850	950	1000	1200	1200	1400	1500	1550	1700	1800	1850	2000	2100
	Tail&Take-up	500	500	500	550	700	750	800	950	950	1200	1200	1250	1350	1400	1400	1600	1700
	Bend&Snubs	350	350	400	450	500	510	600	700	700	800	900	950	1000	1050	1050	1200	1250
Belt Width(mm)		No. of steel cords																
500	±5.0	45	45	45	38	38	38	38	-	-	-	-	-	-	-	-	-	-
650	±6.5	60	60	60	50	50	50	50	50	50	50	40	40	40	40	40	37	37
750	±7.5	70	70	70	70	59	59	59	59	59	59	47	47	47	47	47	44	44
800	±8.0	75	75	75	63	63	63	63	63	63	63	50	50	50	50	50	47	47
900	±9.0	85	85	85	71	71	71	71	71	71	71	57	57	57	57	57	53	53
1000	±10.0	95	95	95	79	79	79	79	79	79	79	64	64	64	64	64	59	59
1050	±10.5	98	98	98	82	82	82	82	82	82	82	66	66	66	66	66	62	62
1200	±12.0	113	113	113	94	94	94	94	94	94	94	76	76	76	76	76	71	71
1400	±14.0	133	133	133	111	111	111	111	111	111	111	89	89	89	89	89	83	83
1500	±15.0	141	141	141	118	118	118	118	118	118	118	94	94	94	94	94	89	89
1600	±16.0	151	151	151	126	126	126	126	126	126	126	101	101	101	101	101	95	95
1800	±18.0	171	171	171	143	143	143	143	143	143	143	114	114	114	114	114	107	107
2000	±20.0	-	-	-	159	159	159	159	159	159	159	128	128	128	128	128	120	120
2200	±22.0	-	-	-	176	176	176	176	176	176	176	141	141	141	141	141	132	132

Note: Belt beyond the above specification can also be made by request.

EXAMPLE OF IDENTIFICATION

DIN-Y	M/E	1600	X ST	1400	X ϕ	5.6	X	111	EA	X	8	X	6	X Length
Grade of Cover Rubber	Type of Edge Rubber	Belt Width (mm)	Tensile Strength of Belt(N/mm)	Cord Dia. (mm)	Total No. of Steel Cords	Top Cover Thickness (mm)	Bottom Cover Thickness (mm)							

Specification Of Conveyor Belt

SPECIAL FEATURES

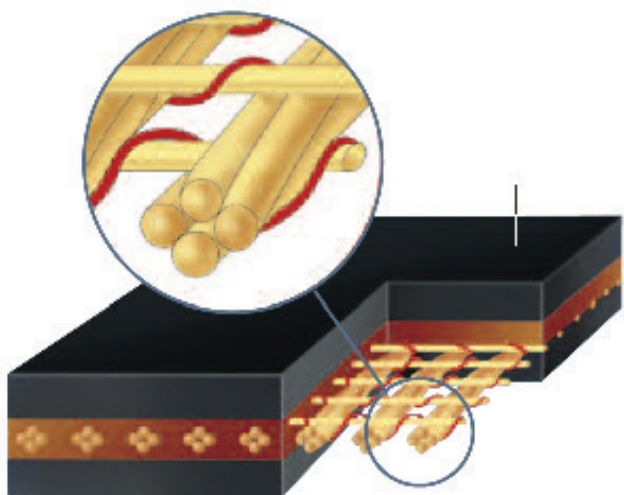
- The smaller elongation for steel mesh belt reduces the length of take-up.
- Excellent adhesion between steel mesh and cover rubber to resist flex fatigue and impact.
- Single carcass reinforcement has much better flexibility.
- Steel mesh belt offers superior resistance to the repeated impacts.
- Easy splicing by finger type vulcanizing joint.

STEEL MESH GRADE (IW TYPE) : GENERAL

Grade		IW350	IW500	IW630	IW800	IW1000	IW1250	IW1600
Tensile Strength(Warp)	N/mm	350	500	630	800	1000	1250	1600
Working Tension Rating(Warp)	N/mm	35	50	63	80	100	125	160
Tensile Strength(Weft)	N/mm	90	90	90	125	125	175	175
Carcass Thickness	mm	3.2	3.2	3.2	4.5	4.5	6.0	6.0
Weight	kg/m ²	1.85	2.45	2.95	4.15	5.00	6.35	7.90
Pulley Diameter	mm	350	350	350	400	500	600	650

STEEL MESH GRADE (IW-R TYPE) : SPECIAL

Grade		IW630R	IW800R	IW1000R	IW1250R	IW1400R	IW1600R	IW1800R	IW2000R
Tensile Strength(Warp)	N/mm	630	800	1000	1250	1400	1600	1800	2000
Working Tension Rating(Warp)	N/mm	63	80	100	125	140	160	180	200
Tensile Strength(Weft)	N/mm	200	200	200	200	200	200	200	200
Carcass Thickness	mm	5.0	5.6	5.6	6.4	6.4	7.2	7.2	7.2
Weight	kg/m ²	3.45	4.35	5.20	6.40	6.90	7.90	9.10	9.80



Top Cover

Designed to meet particular services

Binder Yarn

Steel Cord (Weft)

Steel Cord (Warp)

Bottom Cover

